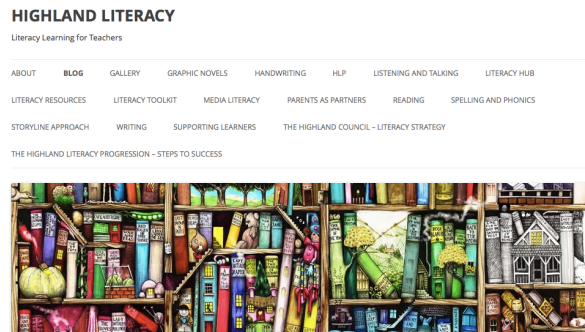


Following the Highland Literacy Blog

Following the Highland Literacy Blog ensures that you will never miss an update from the Highland Literacy Working Group. It allows you to be notified by email each time a new post is published. This guide provides step-by-step instructions on how to follow the blog.

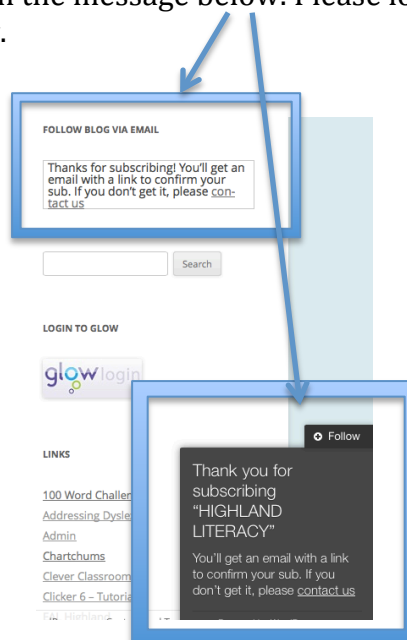
1. Visit www.highlandliteracy.com from your Internet browser.



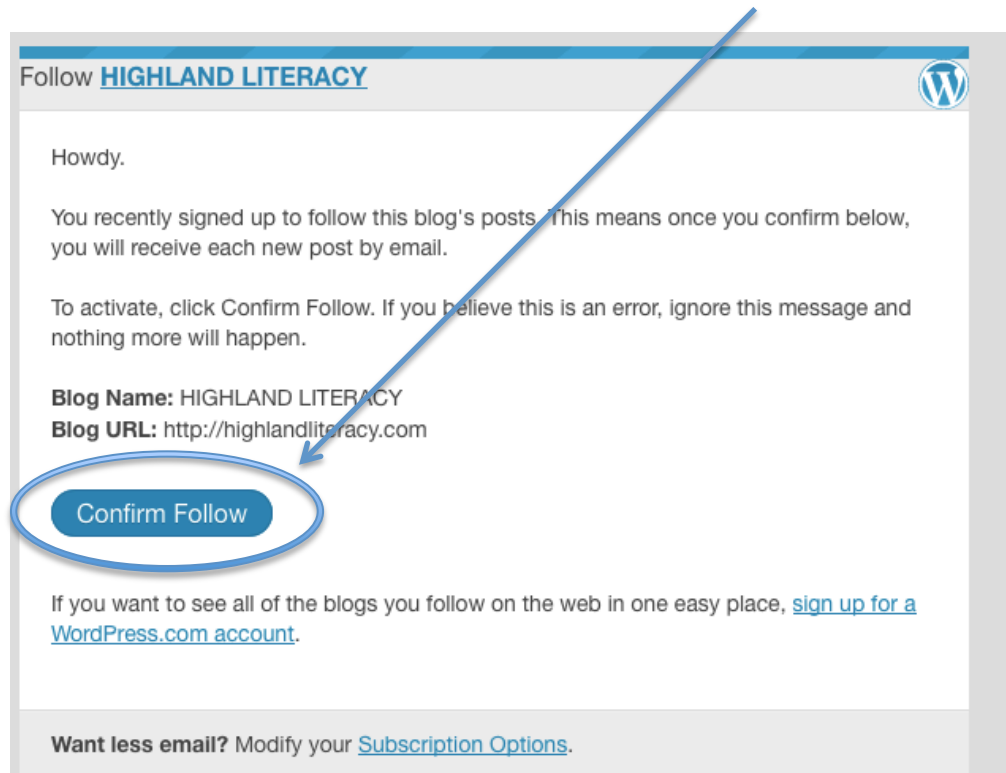
2. Scroll down the right hand side of the page until you see the **'FOLLOW BLOG VIA EMAIL'** section. Enter your email address into the box, and click the **'Follow'** button.



3. You will then be presented with the message below. Please login to your emails to confirm your request to follow the blog.



4. Open the email from '**Highland Literacy**' and click the '**Confirm Follow**' button.



5. You are now following the [Highland Literacy Blog](#). You will be emailed each time a new post is published.

For more information, please contact:
james.cook@highland.gov.uk